




Aggregate Network Progress: Q3 2020

 **127,300**
Total Projected Potential Serviceable Addresses (SAs)¹



 **50,474**
SAs Completed¹

 **40%**
% Completed¹




 **13,744**
Subscribers

Individual Town Progress: Q3 2020

Ting Owned Networks/Services Offered²

Town	Potential SAs ¹	SAs Completed ¹	Build % Completed
Holly Springs	12,900	8,823	68% 
Charlottesville	24,000	13,260	55% 
Sandpoint	6,800	4,295	63% 
Centennial	40,000	5,235	13% 
Fuquay-Varina	9,400	6,296	67% 
Wake Forest/ Rolesville	12,000	N/A	Announced February 2019
Cedar	16,000	6,400	N/A

Ting Leased Networks/Services Offered²

Town	Potential SAs ¹	SAs Completed ¹	Build % Completed
Westminster	6,200	6,165	99% 
Fullerton	52,500	2,393	5% 
Solana Beach	7,000	649	9% 

1. Defined as premises to which Ting infrastructure, or Ting's network partner Westminster, has the capability to provide a customer connection in a service area.
 2. On leased networks, Ting may not be the sole Internet service provider (ISP), or may have a head start before other providers or services. As a result, we do not expect long-term subscriber penetration to be as high as on our owned networks, where we are the sole ISP.